

# CD1050 Dynamic Rotary Torque Sensor



- Square Male Couplings
- Range from  $\pm 5$  to  $\pm 7,000$  Nm ( $\pm 4$  to  $\pm 5,600$  lbf.ft)
- Stainless Steel
- Cable Gland or Connector Output
- Built In Amplifier per Request

## DESCRIPTION

The CD1050 Series has been developed to be mounted on rotating shafts for rotary torque measurements. Constructed in stainless steel, the sensor is suitable for use in many hostile environments. Fitted with metallic strain gauges in a Wheatstone bridge circuit, the CD1050 is providing excellent temperature stability. For high-level output a model with integrated amplifier is available.

With many years of experience as a designer and manufacturer of sensors, Measurement Specialties often works with customers to design or customize sensors for specific uses and testing environments.

To meet your needs we also offer complete turnkey systems. The matched components (sensor, power, amplifier and digital display) are formatted, calibrated and ready for immediate use.

## FEATURES

- Ranges from:  $\pm 5$  Nm to  $\pm 7,000$  Nm ( $\pm 4$  lbf. ft to  $\pm 5,600$  lbf. ft)
- For Dynamic Applications
- Square Male Couplings
- High Level Output Model with Integrated Amplifier

## APPLICATIONS

- Dynamic applications
- Process control equipment
- Test and Measurement
- Robotics and effectors
- Laboratory and Research

## STANDARD RANGES

<b>F.S range in Nm</b>	5 - 10 - 20 - 50 - 100	150 - 200 - 300	500 - 750	1k - 2k - 3k	4k - 5k - 7k
<b>F.S range in lbf-ft</b>	4 - 8 - 16 - 40 - 80	120 - 160 - 240	400 - 600	800 - 1,6k - 2,4k	3,2k - 4k - 5,6k
<b>Stiffness in Nm/rad</b>	$1,4 \cdot 10^2$ to $7,5 \cdot 10^3$	$7,5 \cdot 10^3$ to $3 \cdot 10^4$	$3 \cdot 10^4$ to $1 \cdot 10^5$	$1 \cdot 10^5$ to $4,5 \cdot 10^5$	$4,5 \cdot 10^5$ to $1,3 \cdot 10^6$
<b>Stiffness in lbf. ft/rad</b>	$0,1 \cdot 10^2$ to $5,1 \cdot 10^2$	$5,1 \cdot 10^2$ to $2,1 \cdot 10^3$	$2,1 \cdot 10^3$ to $6,9 \cdot 10^3$	$6,9 \cdot 10^3$ to $3,1 \cdot 10^4$	$3,1 \cdot 10^4$ to $8,9 \cdot 10^4$
<b>Rotation in rpm</b>	3000	2200	1750	1250	1000

# CD1050 Dynamic Rotary Torque Sensor

## PERFORMANCE SPECIFICATIONS

**Ambient Temperature: 20±1° C (unless otherwise specified)**

<b>Parameters</b>	
Operating Temperature Range (OTR)	-20 to 80° C (-4 to 176° F)
Compensated Temperature Range (CTR)	0 to 60° C (32 to 140° F)
Zero Shift in CTR	<0.5% F.S./ 50° C [100° F]
Sensitivity Shift in CTR	<1% of reading / 50° C [100° F]
Range (F.S.)	±5 Nm to ±7 kNm [4 lbf-ft to 5,6 klf-ft]
Velocity of Rotation	Up to 3000 RPM ; Bidirectional operation
<b>Over-Range</b>	
Save Overload	1.5 x F.S.
Ultimate Load	3 x F.S.
<b>Accuracy</b>	
Combined Non-Linearity & Hysteresis	<±0.25% F.S

### Electrical Characteristics

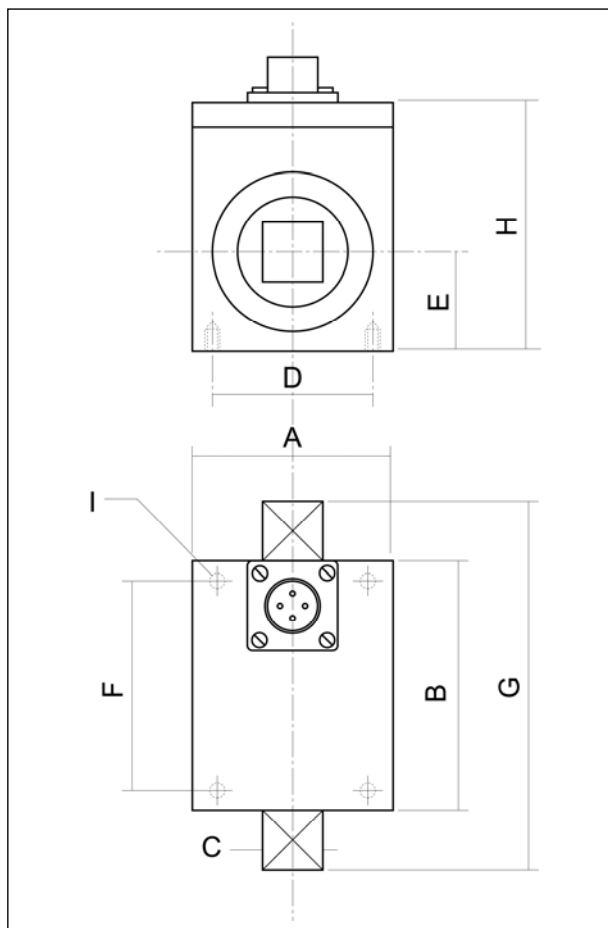
<b>Model</b>	<b>CD1050</b>	<b>CD1050-A1</b>	<b>CD1050-A2</b>
Supply Outage	10Vdc	10 – 30Vdc	±15Vdc (±12 to ±18Vdc)
F.S. Output	±2mV/V	±2V ±5% F.S	±5V ±5% F.S
Zero Offset	<±5% F.S.	2.5V ±5% F.S.	0V ±5% F.S.
Input Impedance/Consumption	350 to 700Ω	<50mA	<50mA
Output Impedance	350 to 700Ω	<10Ω	<10Ω
Insulation under 50Vdc	≥100MΩ	≥100MΩ	≥100MΩ

### Notes

1. Electrical Termination: Connector output including mate
2. Material: Body in stainless steel ; aluminum alloy housing.
3. Other connection types on request (smooth shaft, cotter pin, etc.)

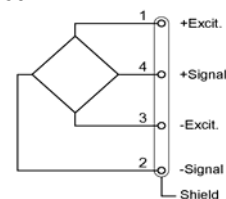
# CD1050 Dynamic Rotary Torque Sensor

## DIMENSIONS & WIRING SCHEMATIC (IN METRIC AND IMPERIAL)

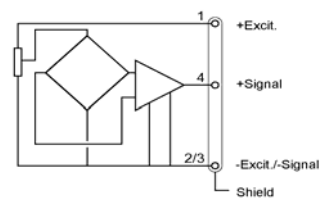


### Wiring Schematic

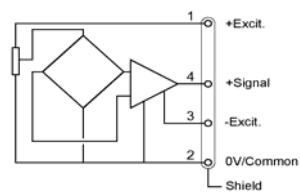
#### CD1050



#### CD1050-A1



#### CD1050-A2



Dimensions in mm [inch]

F.S. in Nm [lbf.ft]	5 - 10 - 20 - 50 - 100 [4 - 8 - 16 - 40 - 80]		150 - 200 - 300 [120 - 160 - 240]		500 - 750 [400 - 600]		1k - 2k - 3k [800 - 1,6k - 2,4k]		4k - 5k - 7k [3,2k - 4k - 5,6k]	
A	40	[1.57]	50	[1.97]	60	[2.36]	80	[3.15]	105	[4.13]
B	50	[1.97]	55	[2.17]	60	[2.36]	75	[2.95]	80	[3.15]
C	12.7	[0.50]	19	[0.75]	25.4	[1.00]	38.1	[1.50]	50.8	[2.00]
D	32	[1.26]	40	[1.57]	50	[1.97]	70	[2.76]	95	[3.74]
E	20	[0.79]	25	[0.98]	30	[1.18]	40	[1.57]	52.5	[2.07]
F	42	[1.65]	45	[1.77]	50	[1.97]	65	[2.56]	70	[2.76]
G	80	[3.15]	105	[4.13]	120	[4.72]	160	[6.30]	190	[7.48]
H	50	[1.97]	60	[2.36]	70	[2.76]	90	[3.54]	115	[4.53]
I	4 x M3		4 x M3		4 x M4		4 x M4		4 x M4	

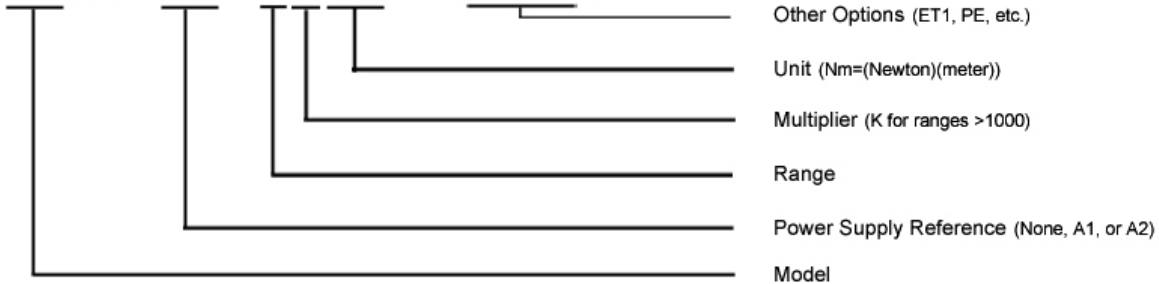
# CD1050 Dynamic Rotary Torque Sensor

## OPTIONS

<b>A1</b> : Unipolar Tension
<b>A2</b> : Bipolar Tension
<b>PE</b> : Cable Gland Termination with 2 m [6.6 ft] cable

## ORDERING INFO

CD1050 - A1 - 7KNm - /ET1/PE



### NORTH AMERICA

Measurement Specialties Inc.  
1000 Lucas Way  
Hampton, VA 23666  
USA  
Tel: 1-757-766-1500  
Fax: 1-757-766-4297  
Sales: pvg.cs.amer@meas-spec.com

### EUROPE

Measurement Specialties  
(Europe), Ltd.  
26 Rue des Dames  
78340 Les Clayes-Sous-Bois,  
France  
Tel: +33 (0) 130 79 33 00  
Fax: +33 (0) 134 81 03 59  
Sales: pfg.cs.emea@meas-spec.com

### ASIA

北京赛斯维测控技术有限公司  
北京市朝阳区望京西路48号  
金隅国际C1002  
电话 : + 86 010 8477 5646  
传真 : + 86 010 5894 9029  
邮箱 : [sales@sensorway.cn](mailto:sales@sensorway.cn)  
<http://www.sensorway.cn>

The information in this sheet has been carefully reviewed and is believed to be accurate; however, no responsibility is assumed for inaccuracies. Furthermore, this information does not convey to the purchaser of such devices any license under the patent rights to the manufacturer. Measurement Specialties, Inc. reserves the right to make changes without further notice to any product herein. Measurement Specialties, Inc. makes no warranty, representation or guarantee regarding the suitability of its product for any particular purpose, nor does Measurement Specialties, Inc. assume any liability arising out of the application or use of any product or circuit and specifically disclaims any and all liability, including without limitation consequential or incidental damages. Typical parameters can and do vary in different applications. All operating parameters must be validated for each customer application by customer's technical experts. Measurement Specialties, Inc. does not convey any license under its patent rights nor the rights of others.